



**DIESEL®**

**FOR SUCCESSFUL LIVING**

**TOUCHSCREEN SMARTWATCHES**

# TECH MEETS STYLE

Say hello to our Gen 6 touchscreen smartwatches, powered with the latest version of Wear OS by Google. No matter which style you select, our touchscreen smartwatches will keep you connected while making your life a little easier and more organized. We've picked out 4 of our favorites to highlight the standout features below.

## DIESEL GRIFFED

**CASE SIZE:**

45.5mm

**BAND WIDTH:**

22mm

**COLORS:**

Silver-Tone,  
Gunmetal, and Black



**WELLNESS CENTRAL**

New automatic workout detection



**AMAZON ALEXA**



**RAPID CHARGING**

80% in a little over 30 minutes

**ADDITIONAL FEATURES**

Customizable notifications, answer & decline calls, play & download music, tracks activity goals, steps, sleep, heart rate, cardio level, SpO2 (blood oxygen), GPS, and more.

# DIESEL SMARTWATCH PHONE APP

Introducing the new Diesel touchscreen smartwatch app specifically designed to work with our latest touchscreen smartwatches. Get the personalized app with features like comprehensive wellness overviews, personalized dynamic cards, and watch face syncing. Let's take a closer look at the new app for your Gen 6!

## APP SETTINGS

Easily set goals, upload a profile pic, and get support.

## MY WATCH

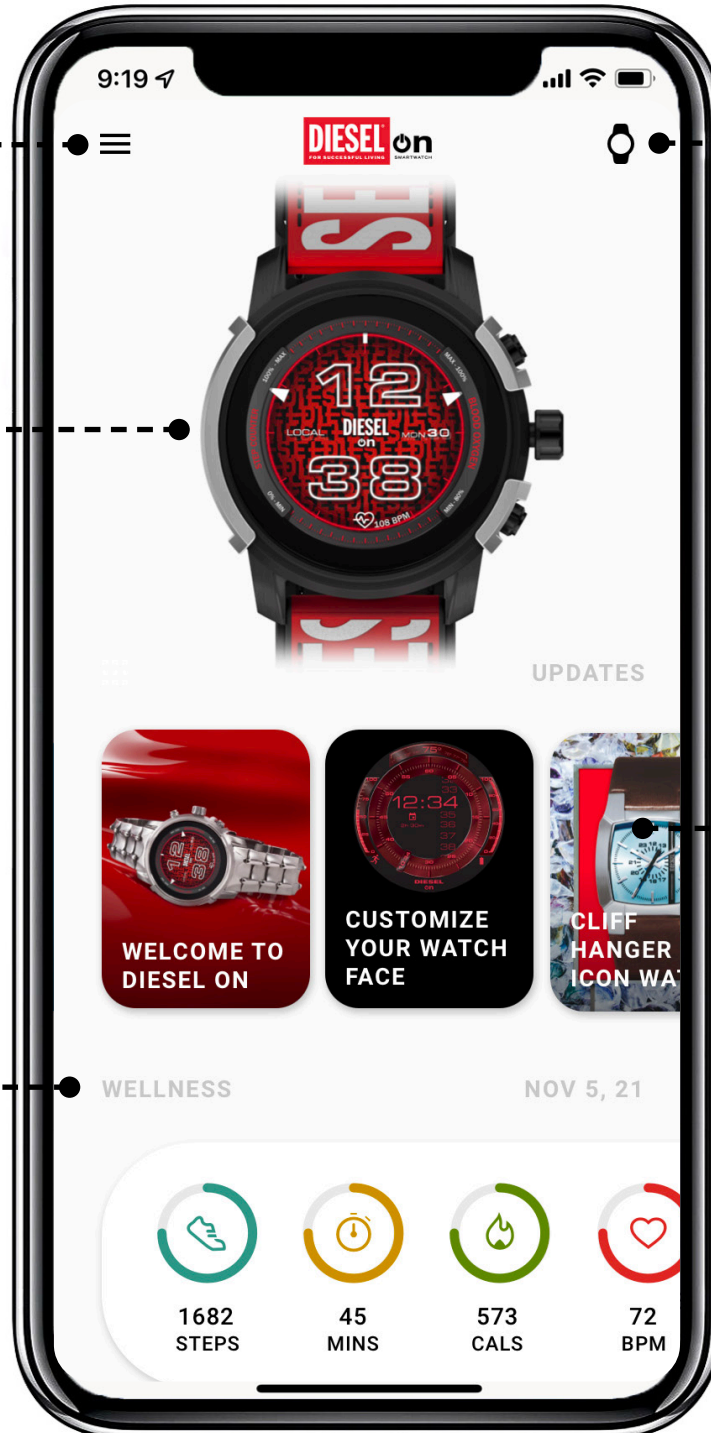
Change your watch face, tiles, preferences, and more.

**Tip:** Choose and customize your favorite watch faces for easier selection on your watch.

## WELLNESS

See your stats or tap to find a complete overview of activity, workouts, and health metrics.

**Tip:** Each stat contains a comprehensive overview by day, week, or month.



## WATCH SETTINGS

Manage your Diesel smartwatches using one single app.

**Tip:** Can't find your Gen 6? Locate it with the FIND MY WATCH option.

## DYNAMIC CARDS

Expect daily surprises with goal celebrations and much more.

**Tip:** Stay up-to-date with the latest information from your Diesel.

# ADDITIONAL FEATURES

## WORKS WITH IOS & ANDROID



View notifications from your phone apps or messaging systems.



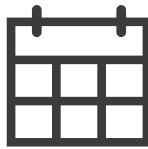
Get important data (weather, timer, agenda, activity, etc.) at a glance with function based dials.



Answer or decline Bluetooth-enabled calls from the watch.



Countless watch face customizations.



Create lists and reminders.



Google Play allows you to access apps and watch faces anytime, anywhere—all from your touchscreen smartwatch.

## WORKS WITH ANDROID



Respond to texts and emails.



Tap to pay with your touchscreen smartwatch everywhere Google Pay is accepted. Add a card to Google Wallet to get started.



Send smart replies<sup>1</sup> to incoming calls.

## IOS LIMITATIONS



iPhone users cannot respond to messages or app notifications from the watch.

1. Smart reply is only supported when device is set to English.

# OVERVIEW OF GEN 6 TOUCHSCREEN SMARTWATCHES

## BRACELET

Featuring interchangeable straps, customize the look of your watch to your individual style. The possibilities are endless.

## SPEAKER

Hear alerts, get audible responses from Amazon Alexa, listen to music, and even take calls.

## CUSTOMIZABLE TOUCHSCREEN WATCH FACE

With a press and hold of the watch face, you'll open up a seemingly endless number of ways to create a watch face that tells your story and shows off your unique style.

## MICROPHONE

"Alexa, add milk and eggs to my shopping list." A discrete microphone in the device allows you to use Amazon Alexa to conduct a web search and use other voice-activated functions.

## PUSHERS

The top pusher launches a list of recently used apps when pressed. Long press launches default assistant. The bottom pusher is customizable to allow a shortcut to any app on your touchscreen smartwatch.

## CROWN

The crown launches the app menu and can be pressed to return to the dial from any screen. Rotating the crown allows you another way to navigate menus and scroll through notifications.

Double pressing the crown is customizable to allow a shortcut to any app on your touchscreen smartwatch. Long press to access the power and restart menu.



# AMAZON ALEXA<sup>®</sup>

## VIRTUAL ASSISTANT

Easily access Amazon Alexa to get quick news and information, check the weather, set timers and alarms, control your smart home devices and more—all with the sound of your voice!<sup>1</sup>



### ASK ANY QUESTION

"Alexa, what's the population of New York?"



### SET REMINDERS

"Alexa, remind me to call Margo at 3pm."



### CONTROL YOUR SMART HOME DEVICES

"Alexa, turn on the lights."



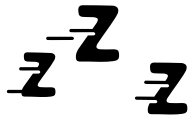
### ADD ITEMS TO YOUR SHOPPING LIST

"Alexa, add milk and eggs to my shopping list."

**Tip:** To set-up Alexa on your touchscreen smartwatch, go to the Alexa tile or the Alexa app from the watch and follow the step-by-step on-screen directions.

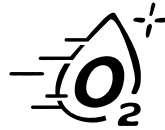
# WELLNESS CENTRAL

Let's review some wellness features available within our exclusive Wellness App on the watch.



## GET SLEEP INSIGHTS

View your sleep quality and history, monitor your restfulness, and set sleep goals.



## MEASURE YOUR SPO2

Get estimated blood oxygen measurements to see how well your body is circulating oxygen.



## MONITOR YOUR HEART RATE

Measure your heart rate continuously during your workout, your breathing exercises, or when resting.



## CHECK YOUR HEART RATE ZONES

See your heart rate and understand how hard your heart is working during your workout or at rest.



## AUTOMATICALLY DETECT WORKOUTS

Impromptu neighborhood walk? Forgot to start your workout on your own? Your Gen 6 detects movement and starts a workout for you.



## TRACK YOUR CARDIO LEVEL

Discover insights about your overall fitness level with this estimation of VO2 max that reflects cardiorespiratory and endurance abilities based on your key metrics.

## ADDITIONAL WELLNESS FEATURES



### GPS

Track walks and runs via the Wellness App without having to bring your phone along. Your watch automatically tracks your location for improved distance calculations.



### SWIMPROOF

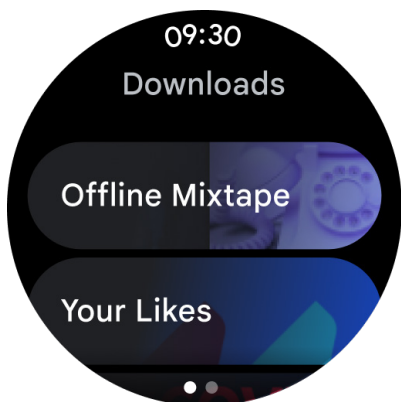
If you are spending the day poolside, tracking laps and swim workouts, or hopping in the shower after a workout, your watch can come with you.



# PLAY YOUR MUSIC

Control your music, listen without your phone, and even download tunes using services like YouTube Music or Spotify! Check out the additional music services with Google Play.

---



## OFFLINE MUSIC

---

Play your favorite songs on the YouTube Music App.<sup>1</sup>

### DOWNLOAD<sup>2</sup>

Enjoy a phone-free experience by downloading your music to your watch! Premium users can download any tracks from the Recommended section or personal library of YouTube Music songs and playlists.



## SPOTIFY PREMIUM<sup>1</sup>

---

Get unlimited music on your Gen 6 with Spotify Premium



### PLAY SONGS INSTANTLY

Listen on-demand on all your devices.




### LISTEN OFFLINE

Download<sup>2</sup> music to your devices so you can listen without a connection or data charges.



### AD-FREE

Uninterrupted music listening.



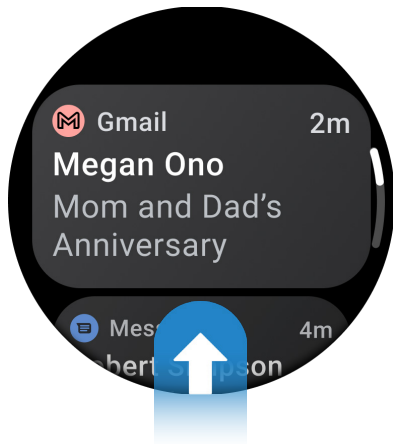
1. Available in select countries only

2. Download capability requires the device be connected to Wi-Fi




# NAVIGATION

Access the features that matter most with a simple swipe up, down, left, or right.




## MANAGE NOTIFICATIONS

Swipe up from the watch face to view notifications at a glance with one scroll. View messages, calendar alerts, and other notifications that appear on your phone.



## QUICK SETTINGS

Swipe down from the watch face to quickly access settings like Do Not Disturb, Airplane or Theater Mode, Battery Saver, Find My Phone, and more.



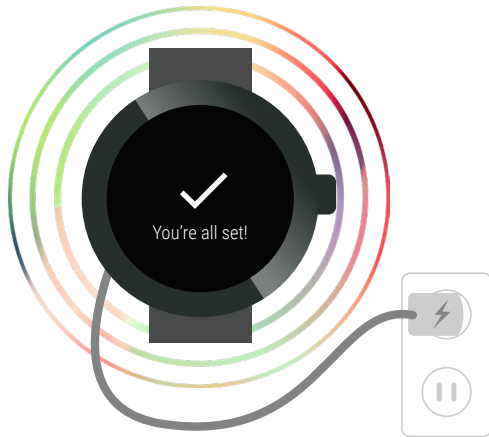
## TILES

Tiles are accessed from the watch face and show helpful information and useful actions from your apps. Swipe left or right from the watch face to cycle through your selected tiles.

# BATTERY FEATURES

---

## RAPID CHARGING



With rapid charging, you can get 80% in a little over 30 minutes.

**Tip:** Use the charger that was included with your Gen 6 touchscreen smartwatch to ensure rapid charging capabilities.

---

## BATTERY MODES

All charged and ready to go? Make the most out of your battery life. Quickly switch between different modes from your settings menu to help your touchscreen smartwatch last as long as you need.

**DAILY:** Most features are enabled to keep you connected in every way. Intended for daily charging.

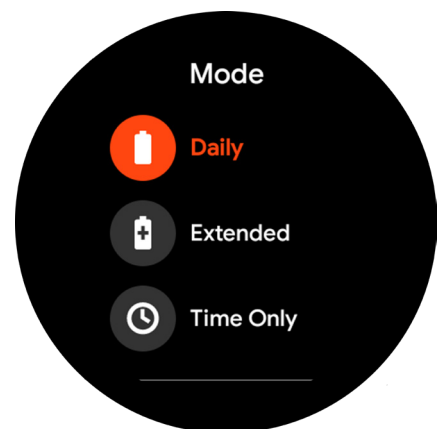
**Customizable Options:** Display, Connectivity, Alerts, Phone Calls

**EXTENDED<sup>1</sup>:** Essential features enabled for use when you want to make it through the weekend on a single charge.

**Customizable Options:** Bluetooth Schedule<sup>2</sup>

**TIME ONLY:** A little battery life can go a long way, from a few hours when low to days on a full charge.

**Tip:** Press and hold crown to exit Time Only and restart the touchscreen smartwatch.



1. To ensure an extended battery life, Extended Mode will automatically switch on to better ensure 24 hours of battery life – enough to get you through the night for sleep tracking! This feature can be customized to automatically turn on, turn on at 10% battery, or be turned off.

2. The Bluetooth Schedule feature allows you to schedule when you have your Bluetooth turned on. Keep Bluetooth off while you sleep to maximize battery drain. Don't worry, alarms still work!

# SET-UP

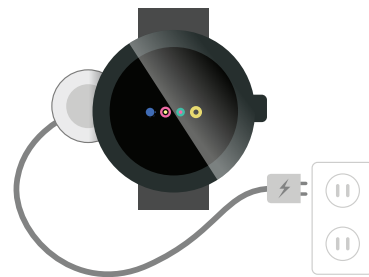
Let's explore a few things we should help our guests with post-purchase to ensure they are ready to use their new watch as soon as they leave your store.

**1**

## POWER

Connect the touchscreen smartwatch to the included charging cord. Once prompted, tap the screen to begin and choose your language.

**TIP:** To ensure a seamless experience, keep the touchscreen smartwatch charging during the set-up process unless fully charged and connected to Wi-Fi.



**2**

## GET THE APP

On the phone, enable Bluetooth, then download the smartwatch app for Diesel from the App Store™ or Google Play.

**TIP:** Previous Wear OS by Google users should remove any previous Gen 6 touchscreen smartwatches from Bluetooth on their phone after updating to the latest version of Wear OS by Google.



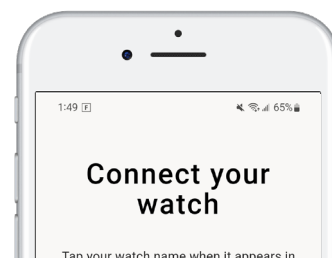
Google Play

**3**

## PAIR

Open the Diesel smartwatch phone app and follow the on-screen instructions to pair.

**TIP:** Once you connect the touchscreen smartwatch to your personal Wi-Fi, additional apps will be installed.



## TIPS

To make sure your device gets its updates, keep your watch powered on and connected to Wi-Fi. Sometimes, you need to manually update your watch through the settings.

### Download system updates directly:

1. From the watch face, swipe down and tap **Settings**.
2. Scroll down and tap **System**.
3. Tap **System Updates**.
4. Check to see if **Your watch is up to date**, if not, your smartwatch will download the update.

**TIP:** You must be connected to Wi-Fi and your Google account to download system updates.

### Check automatic watch app updates:

1. To open your list of watch apps, press the crown.
2. Tap the **Play Store** app.
3. Tap **Settings**.
4. Check to see if **Auto-update** apps is turned on.

**TIP:** Auto-update is on by default.

# WARDROBE MALFUNCTION?

Below are a few common troubleshooting tips. Check out the help tab on the Diesel smartwatch phone app if additional support is needed.

## NOT RECEIVING NOTIFICATIONS


Check to see if you're blocking notifications in the Diesel smartwatch phone app

Reset Bluetooth on phone and on touchscreen smartwatch

(iPhone users) Ensure the Diesel smartwatch phone app is running in the background

Turn on your phone's Bluetooth and keep the Diesel smartwatch phone app running in the background to ensure your touchscreen smartwatch stays connected

## HOW TO FACTORY RESET YOUR TOUCHSCREEN SMARTWATCH

- 1** Go to the **settings** menu on the watch
  - 2** Scroll to the **System** option and tap it
  - 3** Scroll to the **Disconnect & Reset** option and tap it
-  After you **reset** your watch to factory settings, you'll need to pair your watch with your phone again.

## HOW TO UNPAIR MY TOUCHSCREEN SMARTWATCH

- 1** Open the Diesel smartwatch phone app
- 2** Tap the **watch icon** in the top right corner of the app
- 3** Swipe up to view watch details, then tap **UNPAIR & RESET**
- 4** Go to **Bluetooth** in **Settings** and select your **watch name**
- 5** Press **Forget this Device**

# FOSSIL GROUP

Fossil Smartwatch app works with phones running the latest Android (excluding Go edition and phones without Google Play), or iOS.

Android™, Google Play, Wear OS by Google, and Google Pay and other marks are trademarks of Google LLC are trademarks of Google Inc. Apple, the Apple logo, and iPhone are trademarks of Apple Inc. registered in the U.S. and other countries. App Store is a service mark of Apple Inc.



As part of Fossil Group's commitment to helping sustain our earth's health, this product was produced digitally or on post-consumer paper.

Property of Fossil Group. © 2022 Fossil Group. All rights reserved.

v. 10/22